

Name \_\_\_\_\_

Homework Packet  
*Paquete de tarea*

Week of/Semana de 1/3/24

<u>Spelling Words/</u> <u>Palabras de ortografía</u>
1. they
2. want
3. what
4. with
5. at

Math Homework- Tarea de Matematicas

Monday/Lunes	Tuesday/Martes	Wednesday/Miercoles	Thursday/Jueves	Friday/Viernes
Page Pagina	Page Pagina	Page Pagina	Page Pagina	No homework No tarea

**Directions:** Your child will complete their Spelling homework paper every week. There is no spelling homework on Fridays. **This packet will be collected and checked every week.**

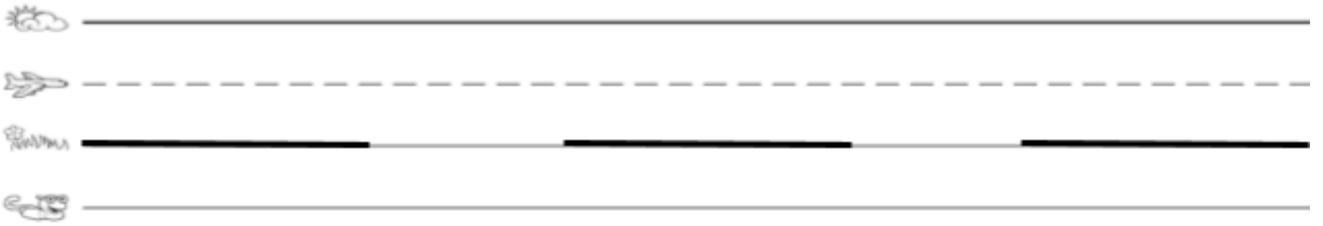
**Instrucciones:** Su hijo completará su tarea de ortografía cada semana. No hay tarea de ortografía los viernes. **Este paquete se recogerá y comprobará todas las semanas.**

Name: \_\_\_\_\_

Day/ Día de la semana: Monday/ Lunes

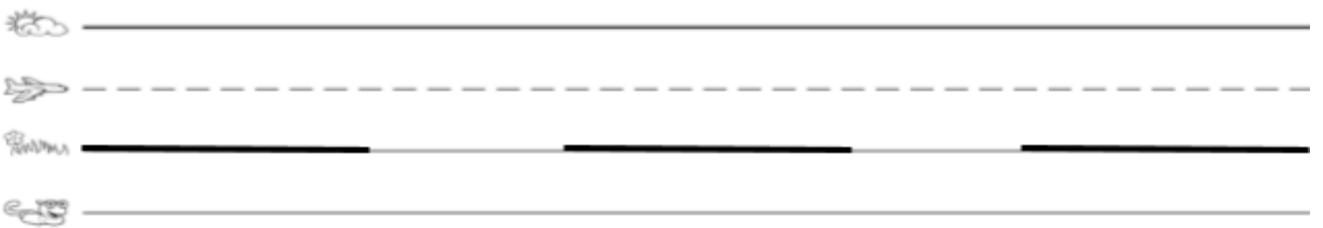
Write each word three (3) times. *Escribe cada palabra tres (3) veces.*

1



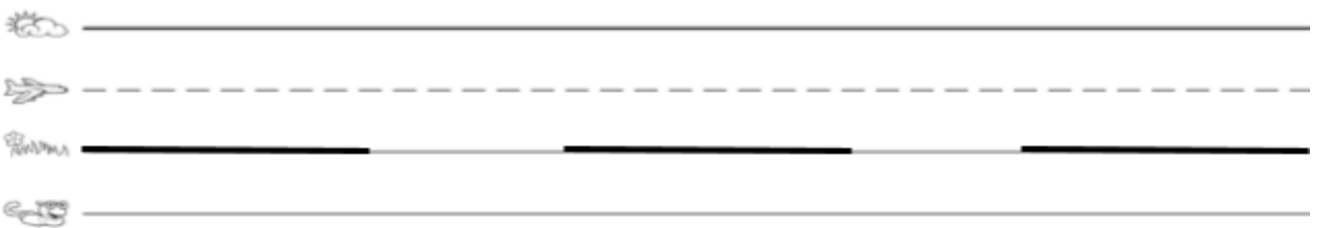
This row contains the number '1' on the left. To its right are four horizontal lines: a solid top line, a dashed middle line, a solid bottom line, and a solid baseline. On the left side of the top line, there are three small icons: a carrot, a leafy vegetable, and a mushroom. The bottom line has three thick black horizontal bars spaced across it, serving as a guide for letter height.

2



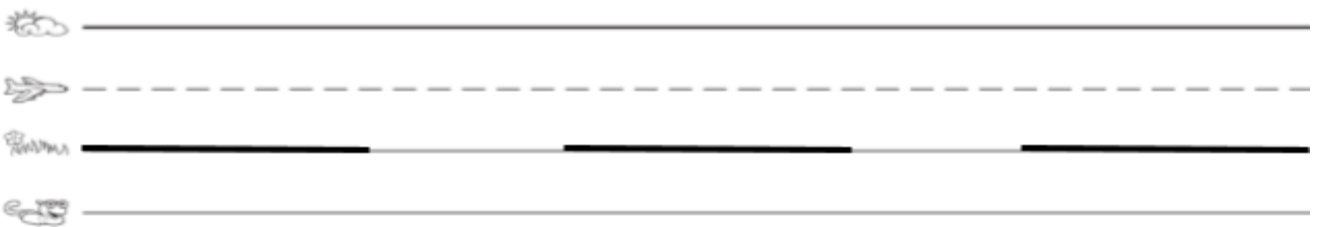
This row contains the number '2' on the left. To its right are four horizontal lines: a solid top line, a dashed middle line, a solid bottom line, and a solid baseline. On the left side of the top line, there are three small icons: a carrot, a leafy vegetable, and a mushroom. The bottom line has three thick black horizontal bars spaced across it, serving as a guide for letter height.

3



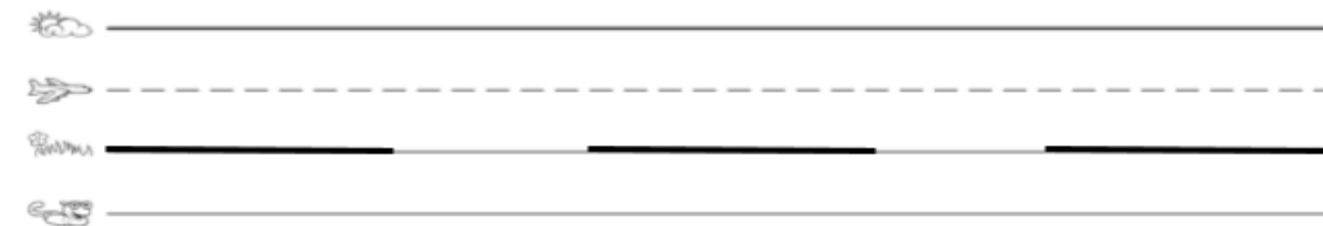
This row contains the number '3' on the left. To its right are four horizontal lines: a solid top line, a dashed middle line, a solid bottom line, and a solid baseline. On the left side of the top line, there are three small icons: a carrot, a leafy vegetable, and a mushroom. The bottom line has three thick black horizontal bars spaced across it, serving as a guide for letter height.

4



This row contains the number '4' on the left. To its right are four horizontal lines: a solid top line, a dashed middle line, a solid bottom line, and a solid baseline. On the left side of the top line, there are three small icons: a carrot, a leafy vegetable, and a mushroom. The bottom line has three thick black horizontal bars spaced across it, serving as a guide for letter height.

5



This row contains the number '5' on the left. To its right are four horizontal lines: a solid top line, a dashed middle line, a solid bottom line, and a solid baseline. On the left side of the top line, there are three small icons: a carrot, a leafy vegetable, and a mushroom. The bottom line has three thick black horizontal bars spaced across it, serving as a guide for letter height.

Name: \_\_\_\_\_ Day/ Día de la semana: Tuesday/ Martes

Choose 2 spelling words and write them in a sentence. *Elija 2 palabras de ortografía y escríbalas en una oración.*

1



2



Name: \_\_\_\_\_ Day/ Día de la semana: Wednesday/ Martes

### Pyramid Writing/Escritura piramidal

1. Write the spelling word on the line. *Escriba la palabra de ortografía en la línea.*
2. Start with the first letter in the word and write it on the first line, then write the next two letters on the next line, then on the third line write the first three letters of the word. *Comience con la primera letra de la palabra y escríbala en la primera línea, luego escriba las siguientes dos letras en la siguiente línea, luego en la tercera línea escriba las primeras tres letras de la palabra.*
3. Continue until you are done spelling the word. *Continúe hasta que termine de deletrear la palabra.*

