

Name: \_\_\_\_\_



# Kindergarten Homework/ Tarea de Jardín de Infantes

Week of: October 23, 2023- October 27, 2023

Semana de: 23 de Octubre de 2023- 27 de Octubre de 2023

## **\*Important Information/ Información Importante\***

Please send your child's iPad to school **CHARGED** everyday!

Envíe el iPad de su hijo a la escuela **CARGADO** todos los días!

Monday Lunes  10/23/2023	<p><b>ELA:</b> Complete the sight word "my" worksheet. <b>ELA:</b> Complete la hoja de trabajo de palabras reconocibles a la vista "my".</p> <p><b>Reading:</b> Read a book at home for 10 minutes. <b>Lectura:</b> Leer un libro en casa para 10 minutos.</p> <p><b>Math:</b> Lesson 20 <b>Matemática:</b> Lección 20</p>
Tuesday Martes  10/24/2023	<p><b>ELA:</b> Complete the sight word "we" worksheet. <b>ELA:</b> Complete la hoja de trabajo de palabras reconocibles a la vista "we".</p> <p><b>Reading:</b> Read a book at home for 10 minutes. <b>Lectura:</b> Leer un libro en casa para 10 minutos.</p> <p><b>Math:</b> Lesson 21 <b>Matemática:</b> Lección 21</p>
Wednesday Miércoles  10/25/2023	<p><b>ELA:</b> Complete the sight word "make" worksheet. <b>ELA:</b> Complete la hoja de trabajo de palabras reconocibles a la vista "make".</p> <p><b>Reading:</b> Read a book at home for 10 minutes. <b>Lectura:</b> Leer un libro en casa para 10 minutos.</p> <p><b>Math:</b> Lesson 22 <b>Matemática:</b> Lección 22</p>
Thursday Jueves  10/26/2023	<p><b>ELA:</b> Complete letter Ee worksheet <b>ELA:</b> Hoja de trabajo completa de la letra Ee</p> <p><b>Reading:</b> Read a book at home for 10 minutes. <b>Lectura:</b> Leer un libro en casa para 10 minutos.</p>

	<u>Math:</u> Lesson 23 <u>Matemática:</u> Lección 23
Friday Viernes  10/27/2023	<u>ELA:</u> Complete letter Rr worksheet <u>ELA:</u> Hoja de trabajo completa de la letra Rr  <u>Reading:</u> Read a book at home for 10 minutes. <u>Lectura:</u> Leer un libro en casa para 10 minutos.  <u>Math:</u> Review Worksheet <u>Matemática:</u> Revisar la hoja de trabajo

Reading at home makes a huge difference in your child's academic success. Please make reading an important part of your child's homework routine. Books can be read or listened to online in either English or Spanish.

Leer en casa hace una gran diferencia en el éxito académico de su hijo. Haga que la lectura sea una parte importante de la rutina de tareas de su hijo. Los libros se pueden leer o escuchar en línea en inglés o español.

Sight Words:

I	a	am	the	like	to
have	is	he	my	we	make

MONDAY

LUNES

Read the word.  
Lea la palabra

my

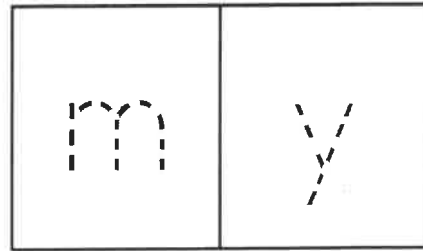
Encuentre la palabra  
Find the word.

my	my	me	the
as	why	my	my
me	my	my	us
my	us	is	my

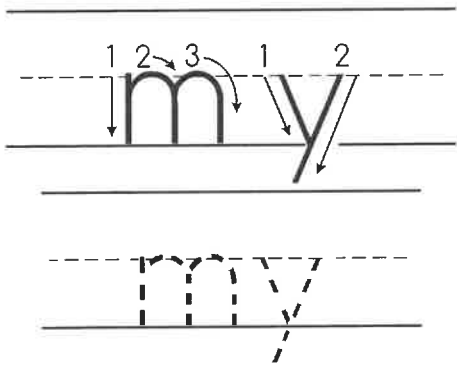
Colorea la palabra  
Color the word.

my

Traza la palabra  
Map the word.



Traza la palabra  
Trace the word.



Write the word.  
Escribe la palabra

\_\_\_\_\_

-----

\_\_\_\_\_

Put the word in the sentence and then write the sentence again on the line.  
Coloque la palabra reconocible a la vista en la oración y luego escriba la oración nuevamente en la línea.

This is \_\_\_\_\_ tux.



\_\_\_\_\_

-----





\_\_\_\_\_

Pe Name \_\_\_\_\_

**Lesson 20**

**Color 5 objects in each group. Count how many objects there are in all. Circle the number.**

*Colorea 5 objetos en cada grupo. Cuenta cuántos objetos hay en total. Haz un círculo alrededor del número.*

	5 6 7
	8 9 10
	7 8 9
	8 9 10

TUESDAY

MARTES

Read the word.

**we**

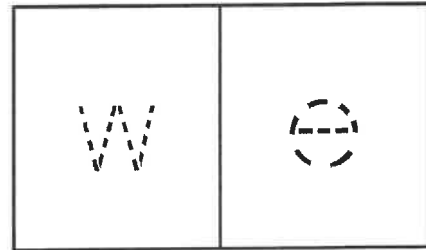
Find the word.

**we to we we**  
**in we we us**  
**we is we we**  
**on we we as**

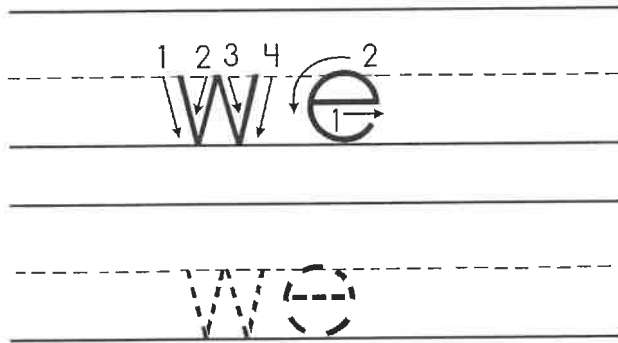
Color the word.

**we**

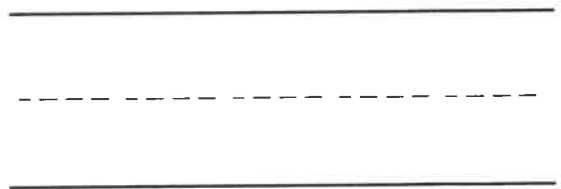
Map the word.



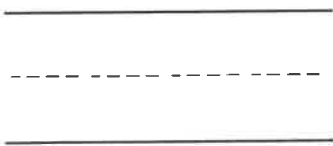
Trace the word.



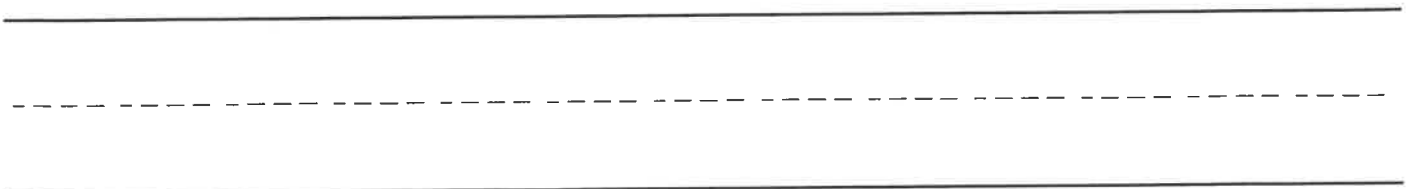
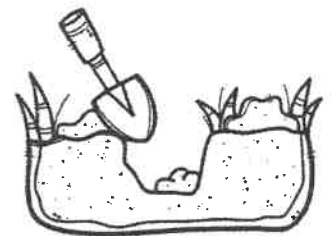
Write the word.



Put the word in the sentence and then write the sentence again on the line.



**like to dig.**











Name \_\_\_\_\_

**Lesson 21**

**Count how many objects there are in all. Write the number. Please make sure your child starts at the dot.**

*Cuenta cuántos objetos hay en total. Escribe el número. Por favor asegúrese de empezar en el punto.*

WEDNESDAY

MIERCOLES

Read the word.

# make

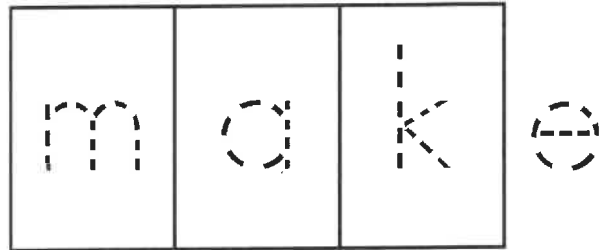
Find the word.

make made make man  
mine make many make  
make make make more  
with just must make


Color the word.

# make

Map the word.



Trace the word.



Write the word.

\_\_\_\_\_

-----

\_\_\_\_\_

Put the word in the sentence and then write the sentence again on the line.

I can \_\_\_\_\_ a cake.



\_\_\_\_\_


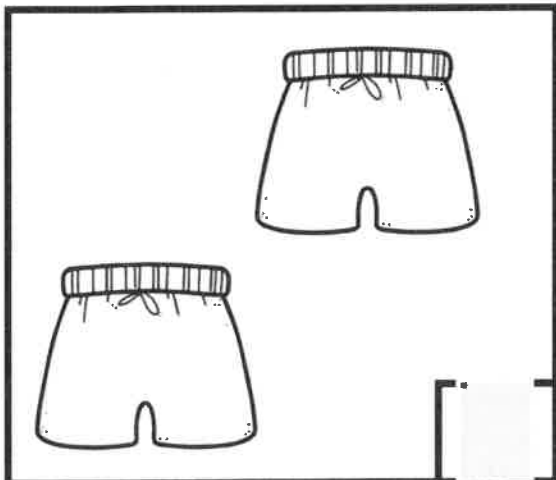
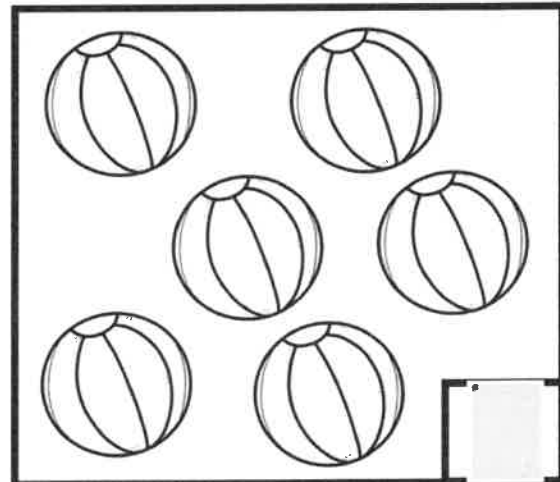

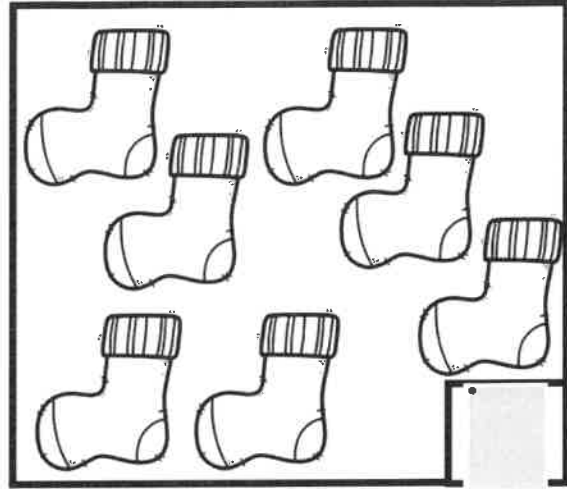

-----

\_\_\_\_\_

Name \_\_\_\_\_

**Lesson 22**

**Count the objects in each box. Write the number in the box provided.**  
*Cuenta los objetos en cada caja. Escribe el número en el cuadro abajo.*



THURSDAY

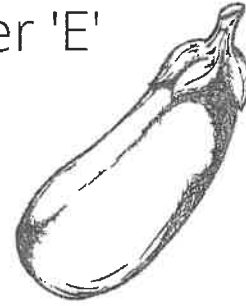

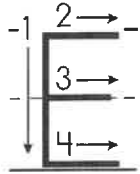
JUEVES

Name:

Grade:

Date:


Trace Uppercase and Lowercase letter 'E'



Write Uppercase and Lowercase letter 'E'

Handwriting practice lines for writing the letter 'E'. Each line consists of a solid top line, a dashed middle line, and a solid bottom line.

Find and dab Uppercase and Lowercase letter 'E'



















Name \_\_\_\_\_

**Lesson 23**

**Color the first object. Count and circle how many on the number path.**

*Colorea el primer objeto. Cuente y encierre en un círculo cuántos hay en el camino numérico.*

												
		1	2	3	4	5	6	7	8	9	10	
												
		1	2	3	4	5	6	7	8	9	10	
												
			1	2	3	4	5	6	7	8	9	10

FRIDAY

VIERNES

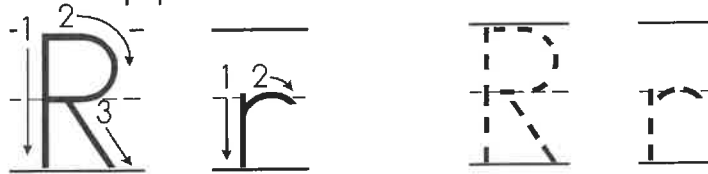


Name:

Grade:

Date:


Trace Uppercase and Lowercase letter 'R'



Write Uppercase and Lowercase letter 'R'

Two sets of handwriting lines, each consisting of a solid top line, a dashed middle line, and a solid bottom line, for practicing writing the letter 'R'.

Find and dab Uppercase and Lowercase letter 'R'



Name: \_\_\_\_\_

Review/Revisar

Count and write the number.

Cuenta y escribe el número.

