

Name: _____



Kindergarten Homework/ Tarea de Jardín de Infantes

Week of: September 26, 2023- September 29, 2023

Semana de: 26 de Septiembre de 2023- 29 de Septiembre de 2023

Important Information/ Información Importante

Please send your child's iPad to school CHARGED everyday!
Envíe el iPad de su hijo a la escuela CARGADO todos los días!

Please bring homework packet and folder everyday!
¡Por favor traiga el paquete y la carpeta de tarea todos los días!


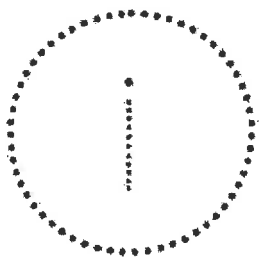

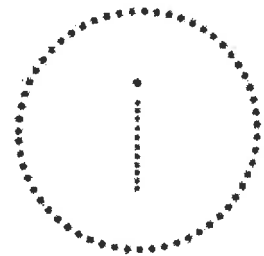

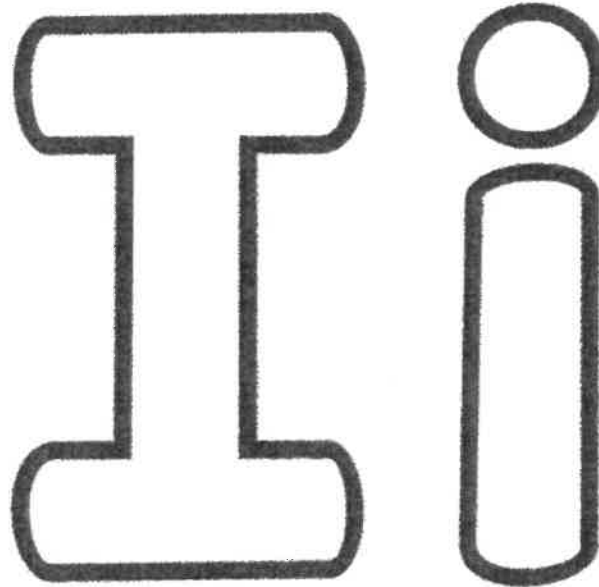

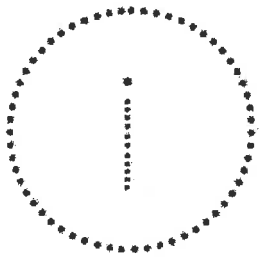

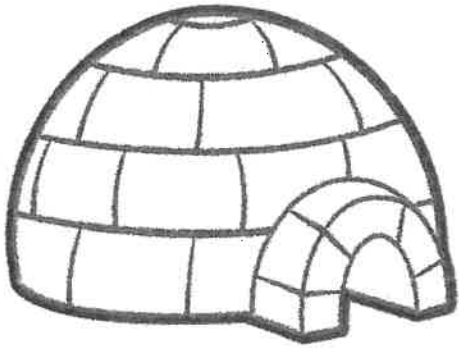

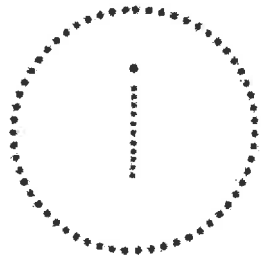
Monday Lunes 9/25/2023	<p style="text-align: center;"><u>NO SCHOOL- Yom Kippur</u> <u>NO HAY ESCUELA- Yom Kippur</u></p>
Tuesday Martes 9/26/2023	<p><u>ELA</u>: Letter Ii worksheet <u>ELA</u>: Hoja de trabajo de la letra Ii</p> <p><u>Math</u>: Lesson 6 <u>Matemática</u>: Lección 6</p>
Wednesday Miércoles 9/27/2023	<p><u>ELA</u>: Letter Uu worksheet <u>ELA</u>: Hoja de trabajo de la letra Uu</p> <p><u>Math</u>: Lesson 7 <u>Matemática</u>: Lección 7</p>
Thursday Jueves 9/28/2023	<p><u>ELA</u>: Complete sight word "I" worksheet. <u>ELA</u>: Complete la hoja de trabajo de palabras reconocibles a la vista "I".</p> <p><u>Math</u>: Lesson 8 <u>Matemática</u>: Lección 8</p>
Friday Viernes 9/29/2023	<p><u>ELA</u>: Complete sight word "am" worksheet. <u>ELA</u>: Complete la hoja de trabajo de palabras reconocibles a la vista "am".</p> <p><u>Math</u>: Lesson 9 <u>Matemática</u>: Lección 9</p>

Reading at home makes a huge difference in your child's academic success. Please make reading an important part of your child's homework routine. Books can be read or listened to online in either English or Spanish.

Leer en casa hace una gran diferencia en el éxito académico de su hijo. Haga que la lectura sea una parte importante de la rutina de tareas de su hijo. Los libros se pueden leer o escuchar en línea en inglés o español.

TUESDAY

MARTES



Name: _____

Lesson 6 Homework/ Lección 6 Tarea

- Cut out the pictures of the animals. Recorta las imágenes de los animales.
- Sort the pictures by type of animal. Ordena las imágenes por tipo de animal.
- Ask your child to touch and count how many of each animal. Pídale a su hijo que toque y cuente cuántos de cada animal.
- Ask your child move and count how many of each animal. Pídale a su hijo que se mueva y cuente cuántos de cada animal.
- Circle the number that matches each animal. Encierra en un círculo el número que corresponde a cada animal.

Dogs



1 2 3 4 5

Ducks










1 2 3 4 5

Cats


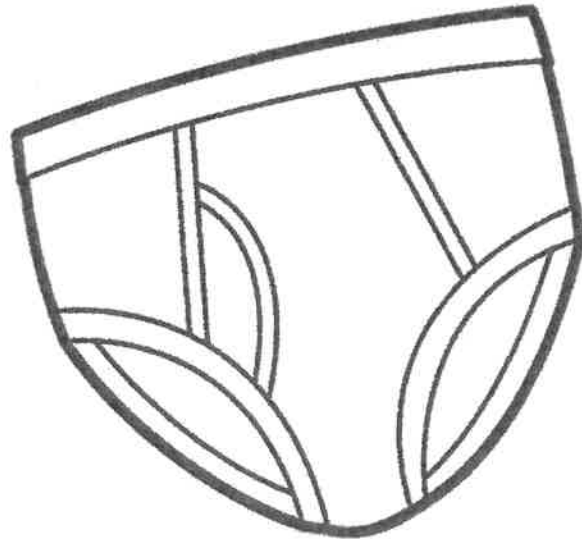










1 2 3 4 5



WEDNESDAY

MIERCOLES



Name: _____

Lesson 7 Homework/ Lección 7 Tarea

Cut out the dot cards and number cards.

Show your child a dot card between 0-5.

Ask your child to tell how many dots.

Ask your child to find and hold up the matching number card.

Ask your child to stand up and hop, clap, or touch their toes the same number of times. (You can do it, too!)

When cards 0 – 5 become easy for your child, move to cards 6 – 10.

Recorta las tarjetas de puntos y las tarjetas de números.

Muestre a su hijo(a) una tarjeta de puntos entre 0-5.

Pídale a su hijo(a) que diga cuántos puntos.

Pídale a su hijo(a) que busque y sostenga la tarjeta con el número correspondiente.

Pídale a su hijo(a) que se ponga de pie y salte, aplauda o se toque los dedos de los pies la misma cantidad de veces. (¡Usted puede hacerlo también!)

Cuando las tarjetas 0 – 5 se vuelvan fáciles para su hijo, pase a las tarjetas 6 – 10.

0

1

2

3

4

5

6






7

8

9

10






THURSDAY

JUEVES


Name _____

Super Star Sight Words

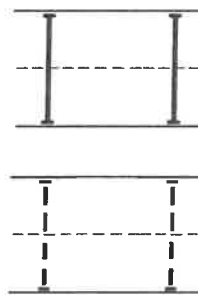
By Free4classrooms.com



Color the word.



Trace the word.



Read it.

I can.

I see.

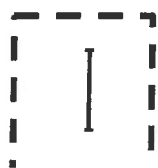
Cut and paste the word.



Write the word.

_____ am.

_____ see.

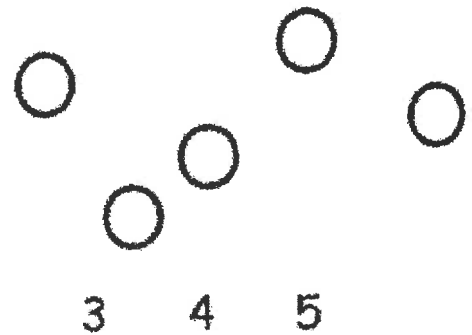
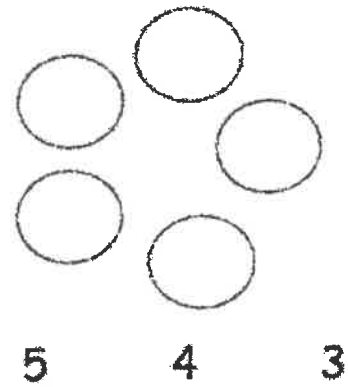

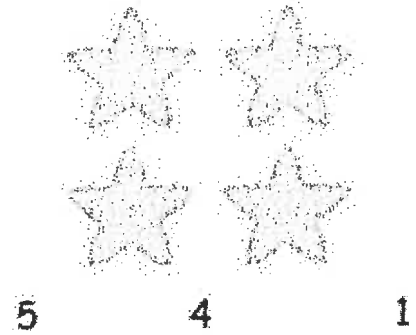



Name: _____

Lesson 8 Homework/ Lección 8 Tarea

Count the objects. Circle the correct number.

Cuenta los objetos. Encierra en un círculo el número correcto.




FRIDAY


VIERNES

Name _____


Super Star Sight Words



Color the word.




Trace the word.



Read the word.

I am happy.

Cut and paste the word.



Write the word.

I _____ a kid.

I _____ at school.

I _____ big.

am

Name: _____


Lesson 9 Homework/ Lección 9 Tarea

Cut out and use the bears to count.

1. Put your bears on the line and circle how many. Ponga sus osos en la línea y circule cuántos.


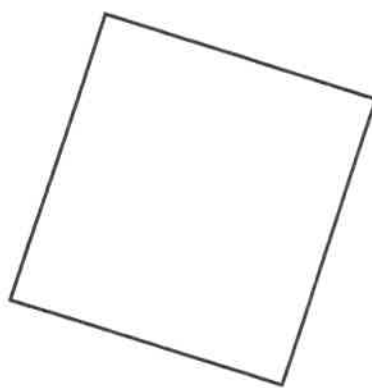

1 2 3 4 5

2. Put your bears on the circle and circle how many. Ponga sus osos en el círculo y circule cuántos.






1 2 3 4 5

3. Put your bears in the boxes and circle how many. Pon tus osos en las cajas y rodea cuántos.





1 2 3 4 5



#1

#3



#2

